





<b>All Images and Final Scores for the Brownfield VCS (Survey Taken: May 31, 2005)</b>				
<b>Image #</b>	<b>Subject</b>	<b>Avg Score</b>	<b>SD</b>	<b>Image</b>
Image 1	Multiple-Family	(0.1)	2.62	
Image 2	Multiple-Family	2.4	1.97	
Image 3	Multiple-Family	4.4	0.74	
Image 4	Multiple-Family	3.4	2.13	
Image 5	Multiple-Family	2.1	2.49	
Image 6	Manufactured Home	1.5	1.41	
Image 7	Manufactured Home	0.8	1.81	

<b>All Images and Final Scores for the Brownfield VCS (Survey Taken: May 31, 2005)</b>				
<b>Image #</b>	<b>Subject</b>	<b>Avg Score</b>	<b>SD</b>	<b>Image</b>
Image 8	Single-Family	1.9	2.16	
Image 9	Single-Family	3.8	1.38	
Image 10	Single-Family	1.9	3.04	
Image 11	Single-Family	3.1	2.22	
Image 12	Single-Family	3.6	1.17	
Image 13	Single-Family	3.2	1.98	
Image 14	Single-Family	2.5	2.65	

<b>All Images and Final Scores for the Brownfield VCS (Survey Taken: May 31, 2005)</b>				
<b>Image #</b>	<b>Subject</b>	<b>Avg Score</b>	<b>SD</b>	<b>Image</b>
Image 15	Single-Family	2.8	1.30	
Image 16	Single-Family	3.4	1.17	
Image 17	Single-Family	2.0	2.24	
Image 18	Single-Family	1.9	1.65	
Image 19	Single-Family	2.5	1.46	
Image 20	Driveways	1.4	2.76	
Image 21	Driveways	2.6	0.94	








<b>All Images and Final Scores for the Brownfield VCS (Survey Taken: May 31, 2005)</b>				
<b>Image #</b>	<b>Subject</b>	<b>Avg Score</b>	<b>SD</b>	<b>Image</b>
Image 22	Driveways	2.2	1.55	
Image 23	Driveways	3.1	1.36	
Image 24	Driveways	3.1	1.14	
Image 25	Screening	1.2	2.30	
Image 26	Screening	1.4	2.43	
Image 27	Screening	1.6	1.69	
Image 28	Screening	3.3	1.05	
Image 29	Screening	2.4	1.50	







<b>All Images and Final Scores for the Brownfield VCS (Survey Taken: May 31, 2005)</b>				
<b>Image #</b>	<b>Subject</b>	<b>Avg Score</b>	<b>SD</b>	<b>Image</b>
Image 30	Gateways	2.5	2.00	
Image 31	Gateways	2.9	1.39	
Image 32	Gateways	2.6	1.32	
Image 33	Gateways	1.3	1.57	
Image 34	Gateways	2.4	1.80	
Image 35	Gateways	2.2	1.13	
Image 36	Gateways	2.2	2.02	

<b>All Images and Final Scores for the Brownfield VCS (Survey Taken: May 31, 2005)</b>				
<b>Image #</b>	<b>Subject</b>	<b>Avg Score</b>	<b>SD</b>	<b>Image</b>
Image 37	Gateways	2.5	2.29	
Image 38	Gateways	1.5	2.15	
Image 39	Median Design for HWYs	2.2	2.36	
Image 40	Median Design for HWYs	2.2	2.31	
Image 41	Median Design for HWYs	0.6	2.40	
Image 42	Median Design for HWYs	0.0	2.32	
Image 43	Median Design for HWYs	0.3	2.37	
Image 44	Open Storage	(1.5)	2.24	

<b>All Images and Final Scores for the Brownfield VCS (Survey Taken: May 31, 2005)</b>				
<b>Image #</b>	<b>Subject</b>	<b>Avg Score</b>	<b>SD</b>	<b>Image</b>
Image 45	Open Storage	(2.0)	1.84	
Image 46	Open Storage	(1.2)	1.64	
Image 47	Open Storage	(1.9)	1.98	
Image 48	Open Storage	(2.4)	1.69	
Image 49	Nonresidential Screening	0.8	2.48	
Image 50	Nonresidential Screening	2.3	1.40	
Image 51	Nonresidential Screening	(1.3)	1.96	
Image 52	Office/Retail	3.4	0.93	

<b>All Images and Final Scores for the Brownfield VCS (Survey Taken: May 31, 2005)</b>				
<b>Image #</b>	<b>Subject</b>	<b>Avg Score</b>	<b>SD</b>	<b>Image</b>
Image 53	Office/Retail	2.9	1.30	
Image 54	Retail/Commercial	2.8	1.44	
Image 55	Retail/Commercial	(0.5)	2.37	
Image 56	Retail/Commercial	(0.1)	2.46	
Image 57	Retail/Commercial	(0.5)	2.21	
Image 58	Retail/Commercial	1.9	2.20	
Image 59	Retail/Commercial	2.8	1.67	
Image 60	Retail/Commercial	1.8	1.85	






<b>All Images and Final Scores for the Brownfield VCS (Survey Taken: May 31, 2005)</b>				
<b>Image #</b>	<b>Subject</b>	<b>Avg Score</b>	<b>SD</b>	<b>Image</b>
Image 61	Retail/Commercial	(0.4)	2.18	
Image 62	Retail/Commercial	2.8	1.19	
Image 63	Office/Retail	2.4	2.55	
Image 64	Retail/Commercial	2.7	1.31	
Image 65	Retail/Commercial	3.1	1.52	
Image 66	Retail/Commercial	3.2	1.20	
Image 67	Retail/Commercial	3.0	1.70	


<b>All Images and Final Scores for the Brownfield VCS (Survey Taken: May 31, 2005)</b>				
<b>Image #</b>	<b>Subject</b>	<b>Avg Score</b>	<b>SD</b>	<b>Image</b>
Image 68	Retail/Commercial	3.5	1.18	
Image 69	Retail/Commercial	(0.4)	2.27	
Image 70	Retail/Commercial	3.8	0.73	
Image 71	Retail/Commercial	2.7	1.96	
Image 72	Retail/Commercial	3.6	0.80	
Image 73	Retail/Commercial	2.9	1.50	
Image 74	Retail/Commercial	(0.5)	2.07	
Image 75	Retail/Commercial	1.5	2.83	

<b>All Images and Final Scores for the Brownfield VCS (Survey Taken: May 31, 2005)</b>				
<b>Image #</b>	<b>Subject</b>	<b>Avg Score</b>	<b>SD</b>	<b>Image</b>
Image 76	Retail/Commercial	2.4	2.03	
Image 77	Retail/Commercial	3.0	1.37	
Image 78	Signage	1.1	2.03	
Image 79	Signage	1.5	2.15	
Image 80	Signage	2.8	1.55	

All Images and Final Scores for the Brownfield VCS (Survey Taken: May 31, 2005)				
Image #	Subject	Avg Score	SD	Image
Image 81	Signage	2.0	1.58	
Image 82	Signage	0.4	2.26	
Image 83	Signage	2.5	1.33	
Image 84	Signage	0.2	2.33	
Image 85	Signage	1.5	2.65	

All Images and Final Scores for the Brownfield VCS (Survey Taken: May 31, 2005)				
Image #	Subject	Avg Score	SD	Image
Image 86	Signage	2.4	1.80	
Image 87	Signage	1.7	2.08	
Image 88	Signage	1.6	1.84	
Image 89	Signage	2.3	2.20	
Image 90	Signage	2.8	1.51	

<b>All Images and Final Scores for the Brownfield VCS (Survey Taken: May 31, 2005)</b>				
<b>Image #</b>	<b>Subject</b>	<b>Avg Score</b>	<b>SD</b>	<b>Image</b>
Image 91	Signage	2.2	2.22	
Image 92	Signage	2.5	1.66	
Image 93	Downtown/CBD	3.3	1.53	
Image 94	Downtown/CBD	3.4	1.87	
Image 95	Downtown/CBD	3.1	2.11	

<b>All Images and Final Scores for the Brownfield VCS (Survey Taken: May 31, 2005)</b>				
<b>Image #</b>	<b>Subject</b>	<b>Avg Score</b>	<b>SD</b>	<b>Image</b>
Image 96	Downtown/CBD	0.7	2.49	
Image 97	Downtown/CBD	2.1	1.95	
Image 98	Downtown/CBD	1.2	1.98	
Image 99	Downtown/CBD	3.4	1.18	
Image 100	Downtown/CBD	3.4	1.90	

<b>All Images and Final Scores for the Brownfield VCS (Survey Taken: May 31, 2005)</b>				
<b>Image #</b>	<b>Subject</b>	<b>Avg Score</b>	<b>SD</b>	<b>Image</b>
Image 101	Downtown/CBD	2.3	1.90	
Image 102	Downtown/CBD	1.5	2.70	
Image 103	Downtown/CBD	1.8	2.54	
Image 104	Downtown/CBD	2.6	1.73	
Image 105	Downtown/CBD	(1.8)	2.74	